



How to Save a Life: Naloxone for the Treatment of Opioid Overdose

Brandon Antinopoulos, PharmD
PGY1 Community Practice Resident
University of Pittsburgh School of Pharmacy
& Pennsylvania Pharmacists Association

Presenter Disclosure

Dr. Antinopoulos is employed by UPMC and Hometown Apothecary Drugs, INC.

Dr. Antinopoulos has no other financial or significant non-financial relationships to disclose



ADVERTISEMENT

Academic Spotlight Day

Monday, Feb. 16 | Saint Vincent College



Police: Teens 'abandoned' Central Valley football player who later died

December 8, 2014 11:41 PM



Share with others:

20

Like

Share

4

Tweet

0

+1

Print

Email



TIMESONLINE

News Sports Community

GAME ON COLD CASE COOK THIS VETERANS OF BEAVER VALLEY

LOCAL NEWS

News | Police/Fire/Courts | Transportation | Energy | Entertainment |

'Good Samaritan' law may have protected teens charged in connection to death of Central Valley student

Story Comments (10) Image (2)

Posted: Monday, December 8, 2014 11:11 am | Updated: 1:42 pm, Tue Dec 9, 2014.

By Kristen Doerschner kdoerschner@timesonline.com | 10 comments

MONACA -- Four teenagers charged in connection with the death of a student may have fallen under the Good Samaritan law if they had called for help.

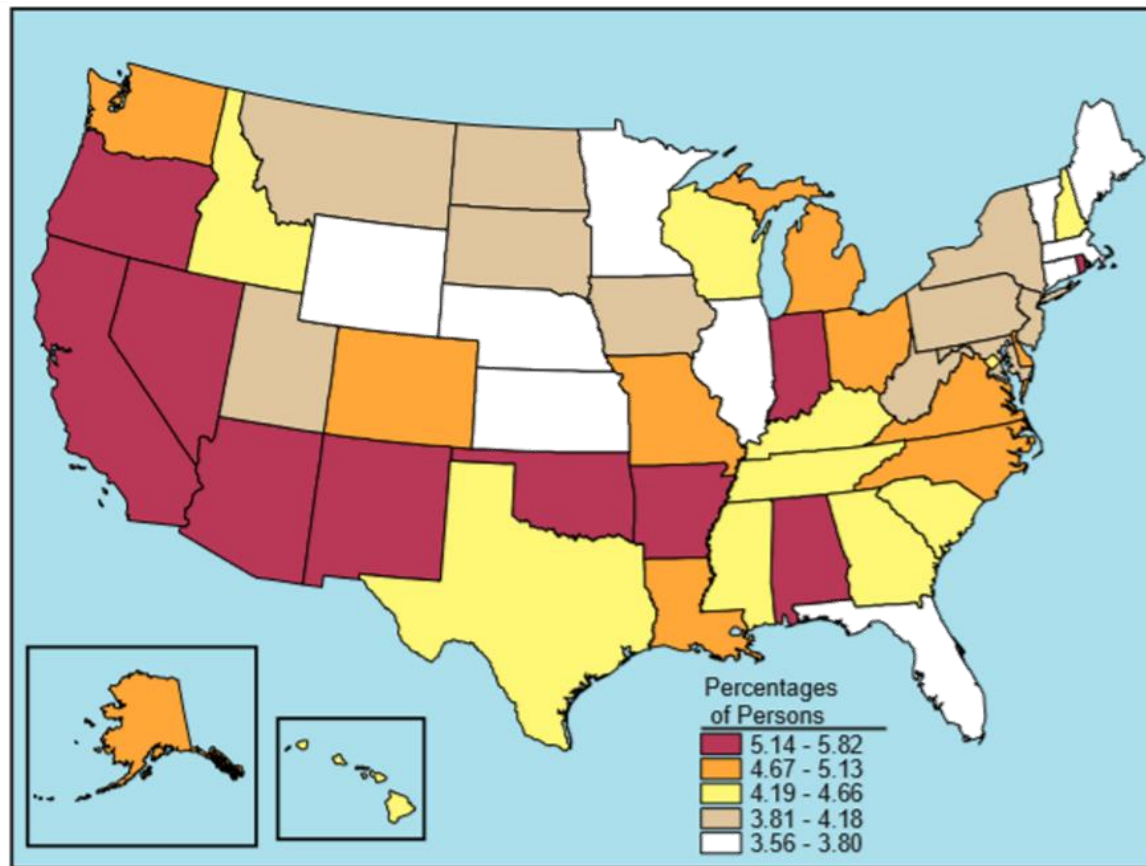
Learning Objectives

By the end of this presentation, you should be able to:

- Describe PA Act 139 amending The Controlled Substance, Drug, Device and Cosmetic Act and Drug Overdose Immunity
 - Identify key patient counseling points of intranasal and injectable naloxone
-

The Problem

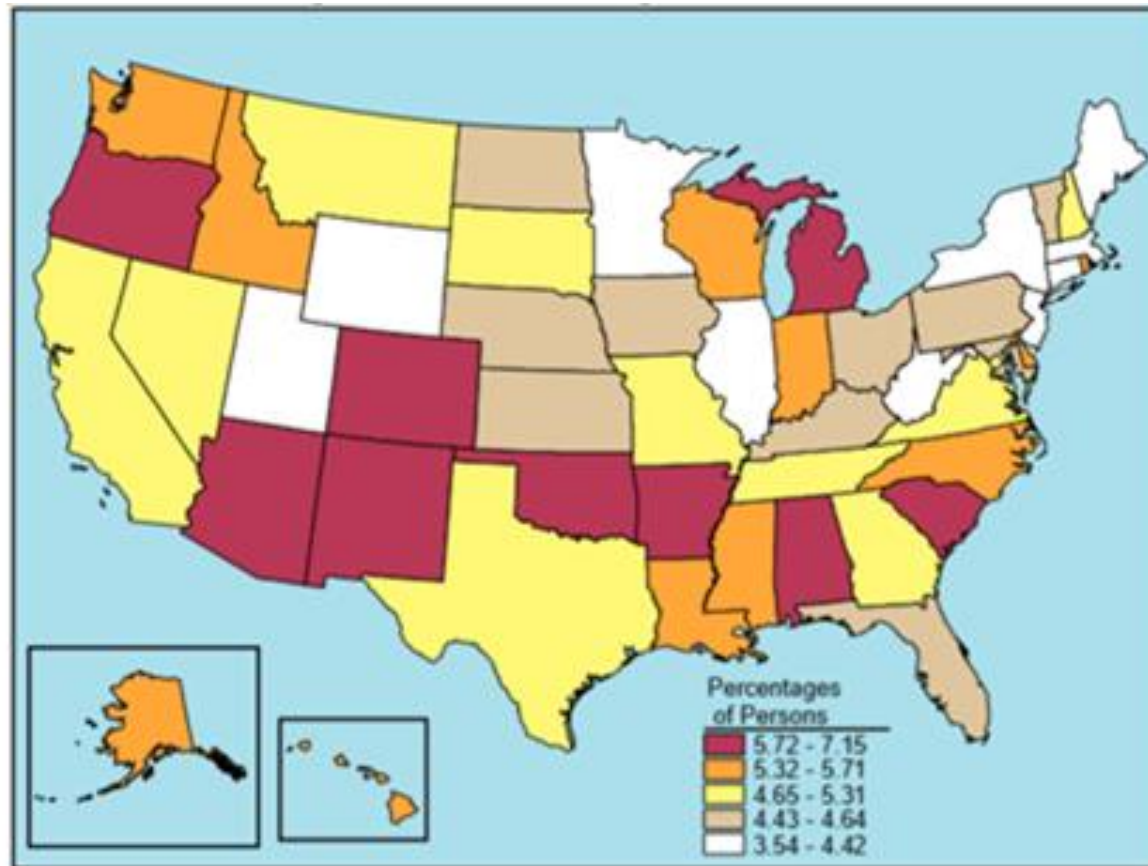
Nonmedical Use of Pain Relievers in the Past Year among Individuals Aged 12 or Older



Source: SAMHSA, Center for Behavioral Health Statistics and Quality, NSDUH, 2012 and 2013.

The Problem

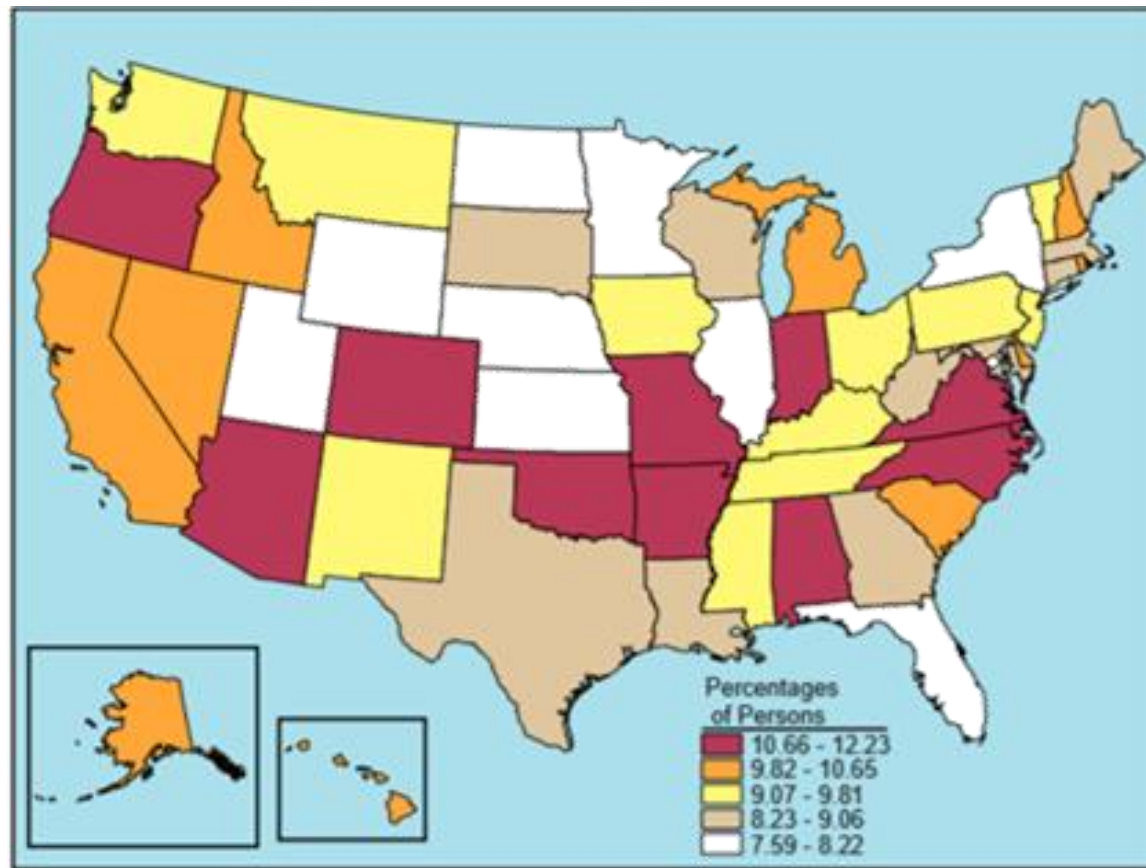
Nonmedical Use of Pain Relievers in the Past Year among Individuals Aged 12 to 17



Source: SAMHSA, Center for Behavioral Health Statistics and Quality, NSDUH, 2012 and 2013.

The Problem

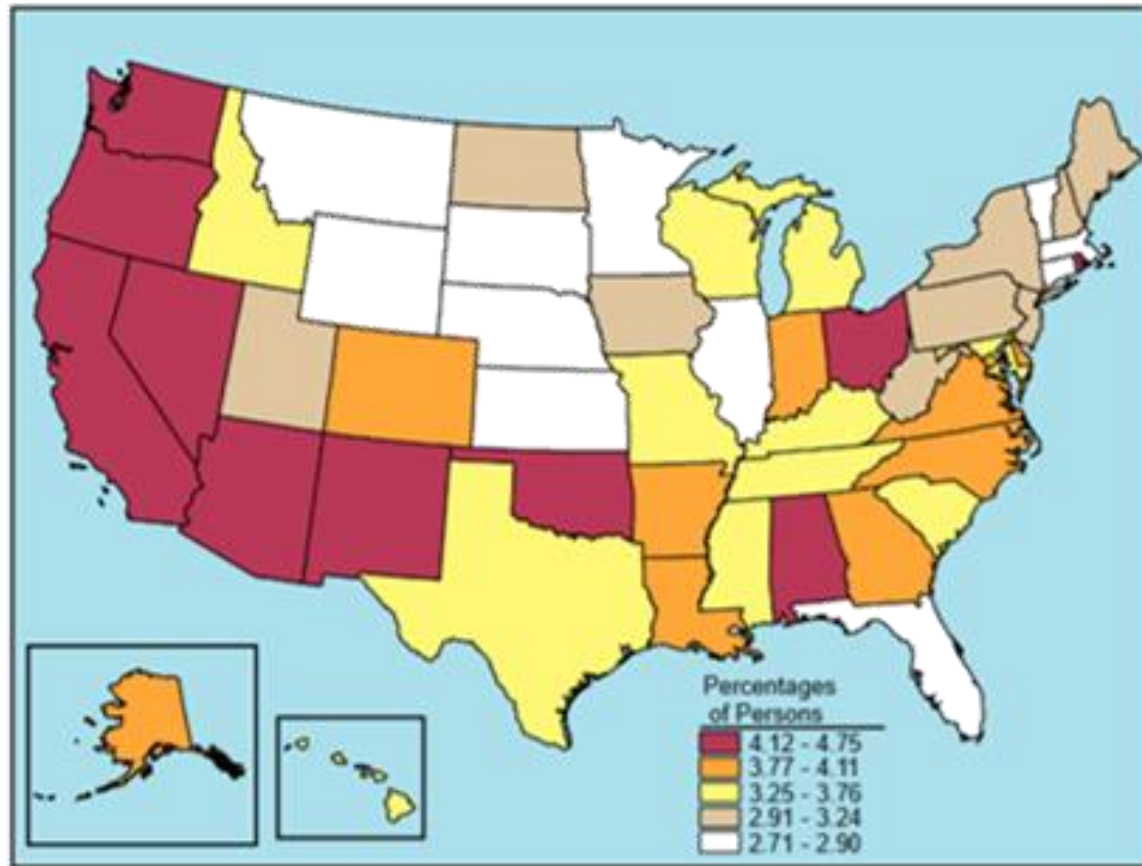
Nonmedical Use of Pain Relievers in the Past Year among Individuals Aged 18 to 25



Source: SAMHSA, Center for Behavioral Health Statistics and Quality, NSDUH, 2012 and 2013.

The Problem

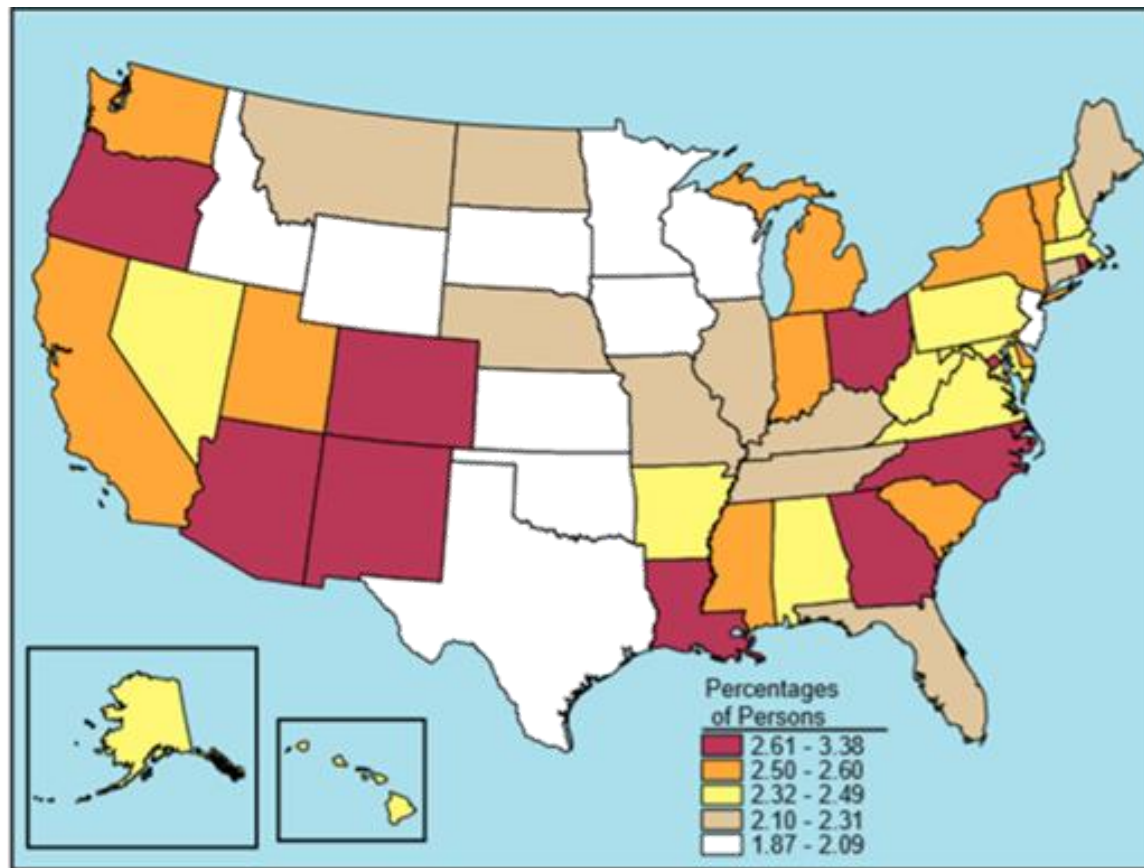
Nonmedical Use of Pain Relievers in the Past Year among Individuals Aged 26 or older



Source: SAMHSA, Center for Behavioral Health Statistics and Quality, NSDUH, 2012 and 2013.

The Problem

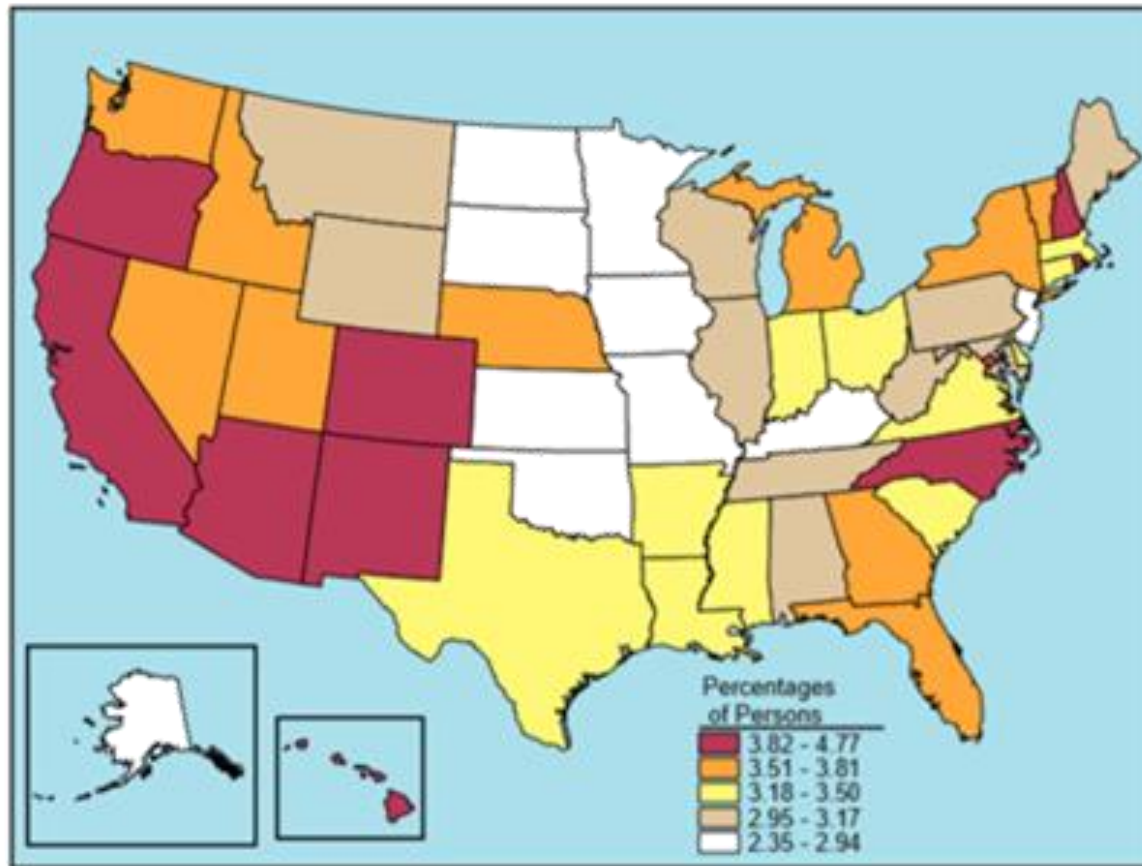
Needing But Not Receiving Treatment for Illicit Drug Use in the Past Year among Individuals Aged 12 or Older



Source: SAMHSA, Center for Behavioral Health Statistics and Quality, NSDUH, 2012 and 2013.

The Problem

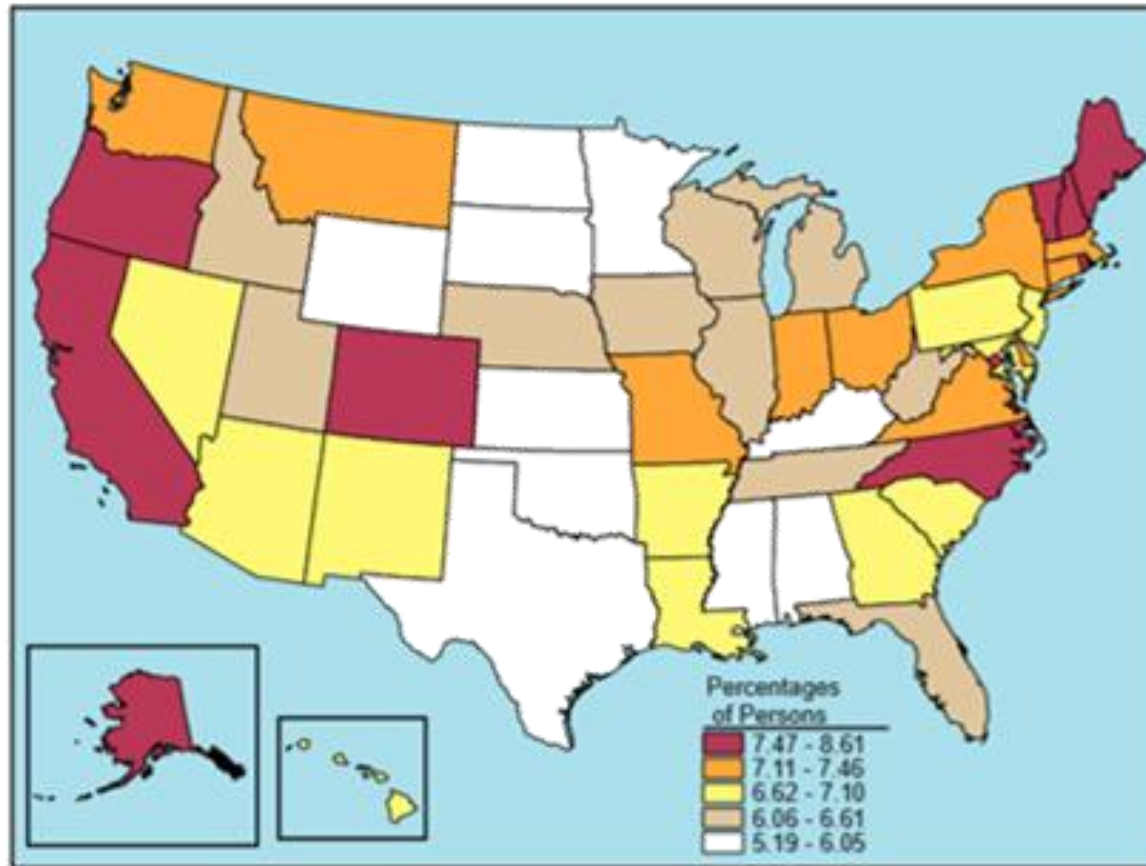
Needing But Not Receiving Treatment for Illicit Drug Use in the Past Year among Individuals Aged 12 to 17



Source: SAMHSA, Center for Behavioral Health Statistics and Quality, NSDUH, 2012 and 2013.

The Problem

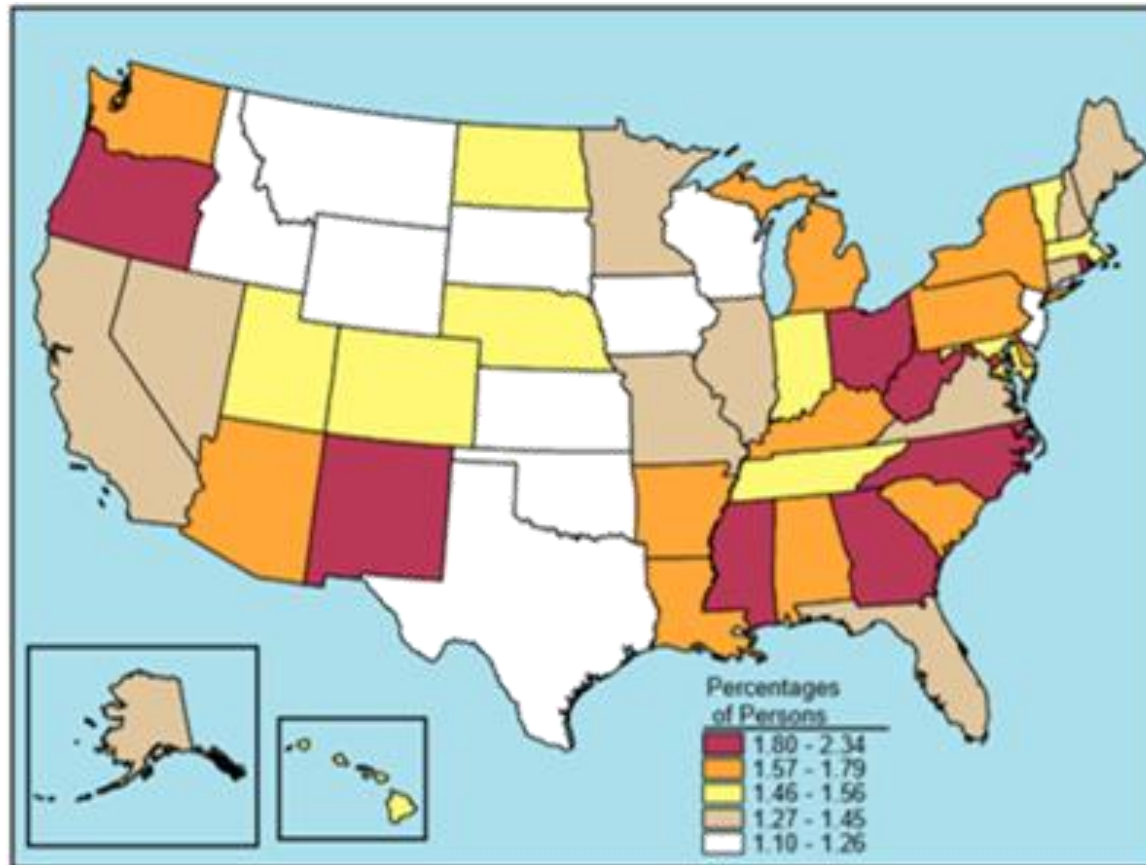
Needing But Not Receiving Treatment for Illicit Drug Use in the Past Year among Individuals Aged 18 to 25



Source: SAMHSA, Center for Behavioral Health Statistics and Quality, NSDUH, 2012 and 2013.

The Problem

Needing But Not Receiving Treatment for Illicit Drug Use in the Past Year among Individuals Aged 26 or Older



Source: SAMHSA, Center for Behavioral Health Statistics and Quality, NSDUH, 2012 and 2013.

Healthy People 2020

Objective SA-12: Drug Induced Death Rate

- PA: 18.2 per 100,000 in 2011
 - HP2020 Goal: 11.3 per 100,000
-

Learning Objectives

By the end of this presentation, you should be able to:

- Describe PA Act 139 amending The Controlled Substance, Drug, Device and Cosmetic Act and Drug Overdose Immunity
 - Identify key patient counseling points of intranasal and injectable naloxone
-

Act 139

Amended the PA Controlled Substance, Drug, Device, and Cosmetic Act

- First responder administration of naloxone under protocol
 - Third party prescribing of naloxone
 - “Good Samaritan” provision
-

What does this mean for pharmacy?

- First responders
 - Supply chain

 - Third party
 - Identifying at risk patients
 - Education
 - Counseling

 - “Good Samaritan” provision
 - Education
 - Community Outreach
-

Learning Objectives

By the end of this presentation, you should be able to:

- Describe PA Act 139 amending The Controlled Substance, Drug, Device and Cosmetic Act and Drug Overdose Immunity
 - Identify key patient counseling points of intranasal and injectable naloxone
-

Naloxone

- Approved for the treatment of opioid overdose and reversal
 - Mechanism of Action:
 - Competitive opioid antagonist
 - Reverses opioid effects in the brain within minutes
-

How supplied

1. Intramuscular injection

1. Vial and syringe
2. Auto injector

2. Intranasal spray

Intramuscular Injection-Vial

- 10x1ml vial
 - 0.4mg/ml
 - 1mg/ml
- Inject 0.4-4mg IM.
 - May repeat every 2-3 minutes as needed
 - Do not exceed 10mg (0.01mg/kg)
 - 0.4mg doses are more commonly recommended



Intramuscular Injection-Auto injector

- Evsio®
- Delivers 0.4mg dose
 - May repeat every 2-3 minutes as needed



www.evsio.com

- Visual and auditory instructions

Counseling Points

- Know the signs/symptoms of drug overdose
 - Call 911 immediately
 - Prepare naloxone
 - Injection:
 - Remove cap from naloxone and unsheathe needle
 - Insert needle into rubber stopper and hold upside down
 - Draw back 1cc (1 ml) into the syringe
 - Inject into the shoulder or thigh
 - Repeat in 3 minutes if needed
 - Auto injector:
 - Follow instructions on package as well as audio instructions
-

Patient Resources

Naloxone for Overdose Prevention

patient name _____

date of birth _____

patient address _____

patient city, state, ZIP code _____

Rx prescriber name _____

prescriber address _____

prescriber city, state, ZIP code _____

prescriber phone number _____

Naloxone HCl 0.4 mg/mL (Narcan)
1 x 10 mL as one fliptop vial (NDC 0409-1219-01) OR
2 x 1mL single dose vials (NDC 0409-1215-01)

Refills: _____

Intramuscular (IM) syringe, 23 G, 3cc, 1 inch


Qty: _____ Refills: _____

Sig: For suspected opioid overdose,
inject 1mL IM in shoulder or thigh.
Repeat after 3 minutes if no or minimal response.

prescriber signature _____

date _____

Detach for patient




Are they breathing?

Signs of an overdose:

- Slow or shallow breathing
- Gasping for air when sleeping or weird snoring
- Pale or bluish skin
- Slow heartbeat, low blood pressure
- Won't wake up or respond (rub knuckles on sternum)


How to Avoid Overdose

- Only take medicine prescribed to you
- Don't take more than instructed
 - Call a doctor if your pain gets worse
- Never mix pain meds with alcohol
- Avoid sleeping pills when taking pain meds
- Dispose of unused medications
- Store your medicine in a secure place
 - Learn how to use naloxone
- Teach your family + friends how to respond to an overdose




Call 911 for help

All you have to say:
"Someone is unresponsive and not breathing."
Give clear address and location.




Airway

Make sure nothing is inside the person's mouth.




Rescue breathing

Oxygen saves lives. Breathe for them.
One hand on chin, tilt head back, pinch nose closed.
Make a seal over mouth & breathe in
1 breath every 5 seconds
Chest should rise, not stomach




Evaluate

Are they any better? Can you get naloxone and prepare it quickly enough that they won't go for too long without your breathing assistance?




Prepare naloxone

- Remove cap from naloxone and uncover needle
- Insert needle through rubber plug, with bottle upside down
- Pull back on plunger and take up 1 cc into the syringe
- Don't worry about air bubbles (they aren't dangerous in muscle injections)



Muscular injection

Inject 1cc of naloxone into a big muscle (shoulder or thigh)



Evaluate + support

- Continue rescue breathing
- Give another shot of naloxone in 3 minutes if no or minimal breathing or responsiveness
- Naloxone wears off in 30-90 minutes
- Comfort them; withdrawal can be unpleasant
- Get them medical care and help them not use more opiate right away
- Encourage survivors to seek treatment if they feel they have a problem

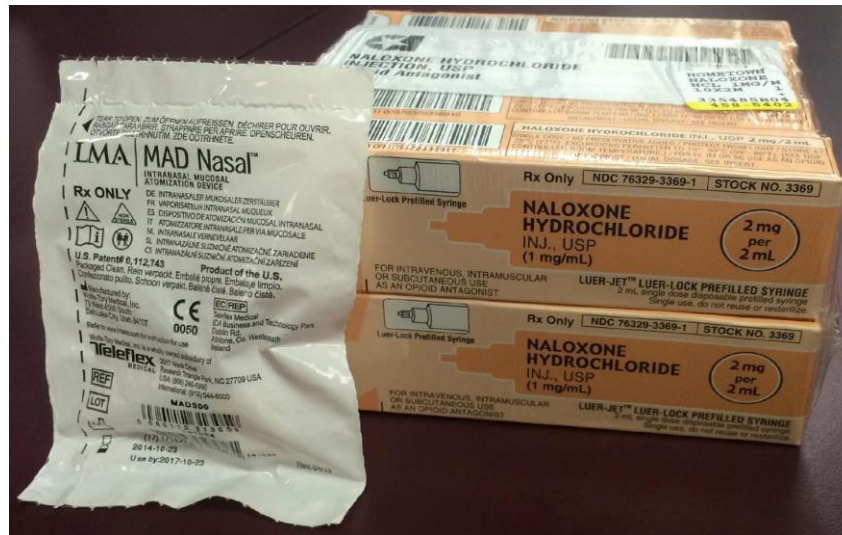
For More Info
PrescribeToPrevent.com

Poison Center
1-800-222-1222
(free & anonymous)

v01.2012.1

Intranasal Spray

- Pre-filled 2mg/2ml cartridge
- Nose piece sold separately



Counseling Points

- Know the signs/symptoms of drug overdose
 - Call 911 immediately
 - Preparation and Administration
 - Pull off yellow and red caps of the plastic tube and naloxone
 - Screw nose piece unto the plastic tube
 - Screw naloxone into the tube/nose piece assembly
 - Give a short, strong push
 - Half of the container in each nostril
 - Repeat in 3 minutes if needed
-

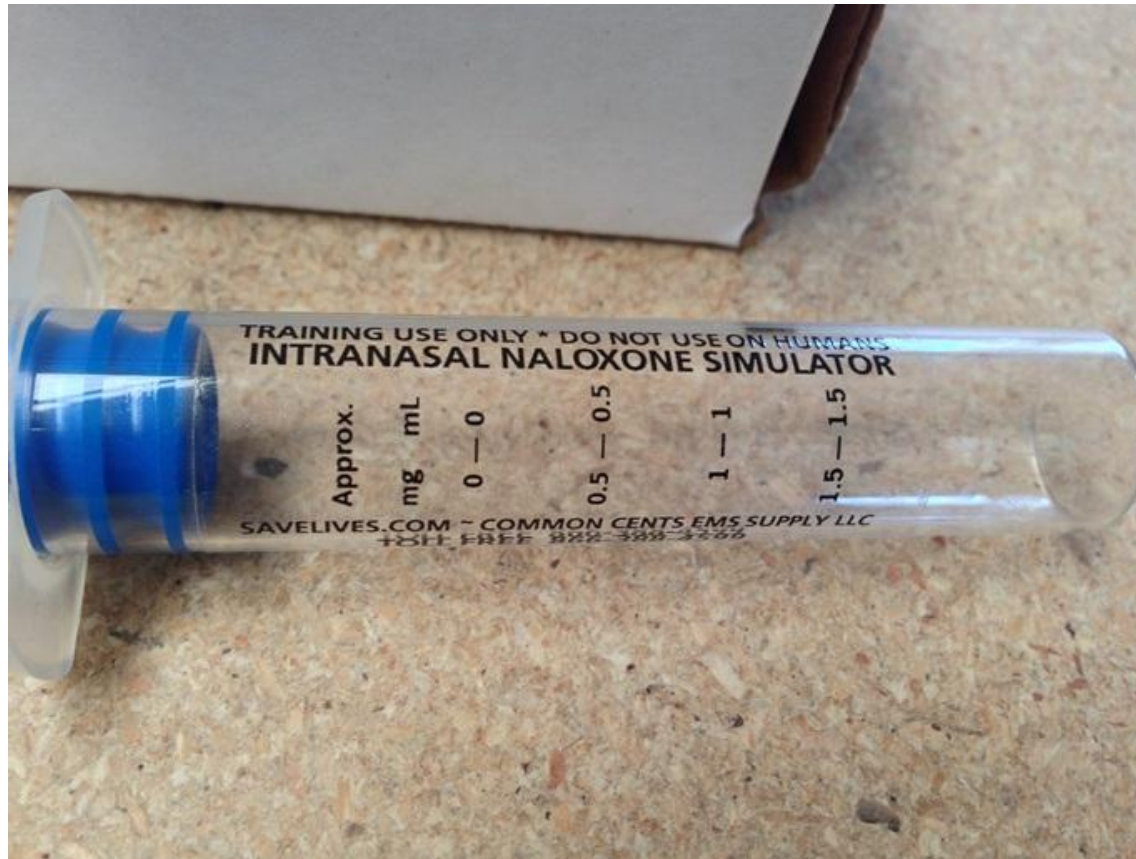
Intranasal Spray



Intranasal Spray



Intranasal Spray



Patient Resources

Naloxone for Overdose Prevention

patient name _____

date of birth _____

patient address _____

patient city, state, ZIP code _____

Rx _____
prescriber name

prescriber address _____

prescriber city, state, ZIP code _____

prescriber phone number _____

Naloxone HCl 1 mg/mL
2 x 2 mL as pre-filled Luer-Lock needless syringe
(NDC 76329-3369-1)

Refills: _____

2 x Intranasal Mucosal Atomizing Device (MAD 300)

Refills: _____

For suspected opioid overdose, spray 1mL in each nostril.
Repeat after 3 minutes if no or minimal response.

Pharmacist: Call 1-800-788-7999 to order MAD 300.

prescriber signature _____

date _____

Detach for patient

How to Avoid Overdose <ul style="list-style-type: none"> • Only take medicine prescribed to you • Don't take more than instructed 	<ul style="list-style-type: none"> • Call a doctor if your pain gets worse • Never mix pain meds with alcohol • Avoid sleeping pills when taking pain meds 	<ul style="list-style-type: none"> • Dispose of unused medications • Store your medicine in a secure place • Learn how to use naloxone 	<ul style="list-style-type: none"> • Teach your family + friends how to respond to an overdose
--	---	---	---

Are they breathing? → Call 911 for help

Signs of an overdose:

- Slow or shallow breathing
- Gasp for air when sleeping or weird snoring
- Pale or bluish skin
- Slow heartbeat, low blood pressure
- Won't wake up or respond (rub knuckles on sternum)

All you have to say:
"Someone is unresponsive and not breathing."
Give clear address and location.

Airway → **Rescue breathing**

Make sure nothing is inside the person's mouth.

Oxygen saves lives. Breathe for them.
One hand on chin, tilt head back, pinch nose closed.
Make a seal over mouth & breathe in
1 breath every 5 seconds
Chest should rise, not stomach

Prepare Naloxone

Are they any better? Can you get naloxone and prepare it quickly enough that they won't go for too long without your breathing assistance?

PrescribeToPrevent.org

1 Pull or pry off yellow caps

2 Pry off red cap

3 Grip clear plastic wings.

4 Gently screw capsule of naloxone into barrel of tube.

5 Insert white cone into nostril; give a short, vigorous push on end of capsule to spray naloxone into nose; one half of the capsule into each nostril.

6 If no reaction in 3 minutes, give the second dose.

Source: HarmReduction.org


Evaluate + support

- Continue rescue breathing
- Give another 2 sprays of naloxone in 3 minutes if no or minimal breathing or responsiveness
- Naloxone wears off in 30-90 minutes
- Comfort them; withdrawal can be unpleasant
- Get them medical care and help them not use more opiate right away
- Encourage survivors to seek treatment if they feel they have a problem

POISON Help
1-800-222-1222
AAPCC

v02.12.11

getnaloxonenow.org



[Home](#) [Our Mission](#) [Get Training](#) [Get Naloxone](#) [Institutions](#) [Links](#) [Contact Us](#)



HELP
THOSE IN NEED



GIVE
OVERDOSE RESCUE



HOPE
FOR A LIFE SAVED

Save a Life

Learn how to respond to an overdose emergency

Get Naloxone Now is an online resource to train people to respond effectively to an opioid-associated overdose emergency. Get Naloxone Now advocates for widespread access to overdose education and training in how to administer naloxone, the life-saving antidote for opioid-associated overdose. Get Naloxone Now seeks to increase the number of lives saved by bystanders and first responders (police officers, firefighters and EMTs). Find out how you can contribute to reducing overdose deaths by accessing our online training module.

INDIVIDUALS-GET TRAINED!

In as little as 20 minutes, you can learn techniques to save the life of a loved-one, friend, co-worker,

INSTITUTIONAL PROGRAM

Central to our mission to save lives is our institutional program. Targeted online training is available to first

HOW CAN YOU HELP

Our computer-based training modules can help you give someone a second chance, and spare those who love

Other Resources

- PA Department of Health
 - www.health.pa.gov
 - www.getnaloxonenow.org
 - SAMHSA
 - www.samhsa.gov
 - Prescribetoprevent.org
 - Allegheny County Overdose Prevention Coalition
 - www.acopc.pitt.edu
-

Learning Objectives

By the end of this presentation, you should be able to:

- Describe PA Act 139 amending The Controlled Substance, Drug, Device and Cosmetic Act and Drug Overdose Immunity
 - Identify key patient counseling points of intranasal and injectable naloxone
-

Assessment Question #1

Open response:

What are the three primary amendments to the PA Controlled Substance, Drug, Device and Cosmetic Act due to the passing of Act 139?

Assessment Question #1

Act 139 amends the PA Controlled Substance, Drug, Device and Cosmetic Act by:

- I. allowing first responders to obtain and administer naloxone
 - II. Allowing third party prescribing of naloxone
 - III. Granting immunity under the “Good Samaritan” provision
-

Assessment Question #2

What is the website where third party bystanders can obtain PA Dept of Health approved training for administering naloxone?


- 1) www.health.pa.gov
 - 2) www.getnaloxonenow.org
 - 3) www.prescribetoprevent.org
 - 4) www.samhsa.gov
 - 5) www.acopc.pitt.edu
-

Assessment Question #2

What is the website where third party bystanders can obtain PA Dept of Health approved training for administering naloxone?

- 1) www.health.pa.gov
 - 2) **www.getnaloxonenow.org**
 - 3) www.prescribetoprevent.org
 - 4) www.samhsa.gov
 - 5) www.acopc.pitt.edu
-

Questions?



Presentation Code: 0218GA
